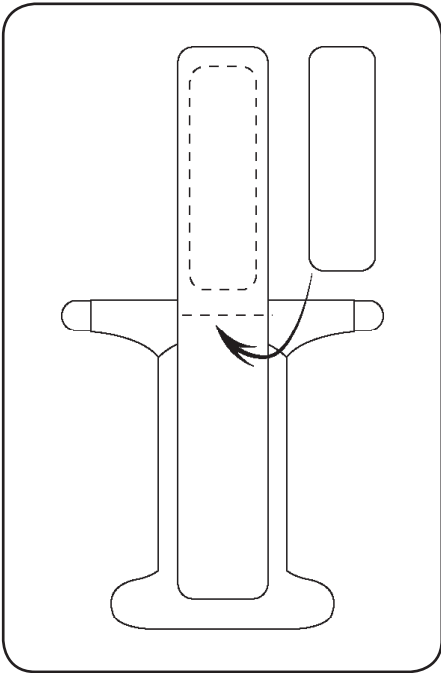
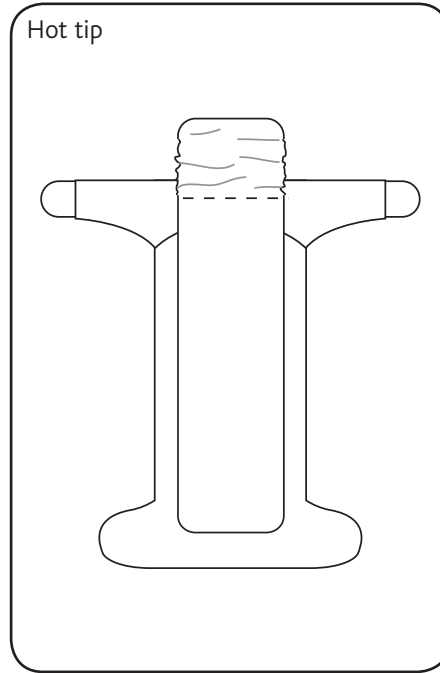


Easyfitting instructions - toddler

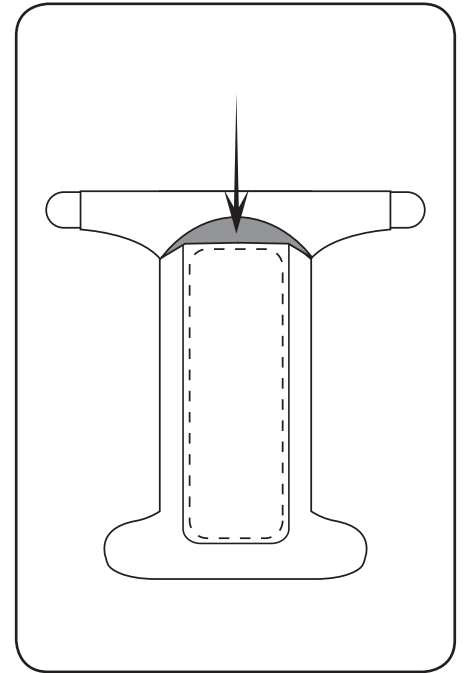
The Easyfit nappy has been designed to be flexible in both fit and absorbency. The effective weight range is from around 8 - 35lbs and will perform exceptionally well if fitted correctly and boosted to your baby's absorbency requirements. The following guide will help you get the best out of your Easyfit nappies when using them on the largest setting:



1 - Absorbency can be increased by inserting the extra booster into the core as illustrated.



2 - The easiest way to insert the booster into the core is to roll the core down to the opening (like a sock) prior to popping the booster into the end.



3 - Insert the core back into the pocket. Additional absorbency can be added into the main pocket if required. NB. You can miss out steps 1 + 2 and simply add the booster(s) into the main pocket of the nappy if you prefer.